

Scaled data based on original data using
LM-79-08 Approved Method: Electrical and Photometric Measurements of Solid-
State Lighting Products

Test Report Prepared for
Cooper Lighting Solutions
(formerly Eaton)

Brand: STREETWORKS

Report Number: P598149

Luminaire Tested: **PMM-SA4A-827-U-5WQ**

Issue Date: 5/27/2021

Test Information

Test Method: LM-79-08
Report Number: P598149
TEST IS SCALED FROM IESNA LM-79-08 TEST DATA (G2-1910-543-4)
Test Lab: INNOVATIONS CENTER
Issue Date: 5/27/2021
Manufacturer: COOPER LIGHTING SOLUTIONS (FORMERLY EATON)
Product Line: STREETWORKS
Catalog Number: PMM-SA4A-827-U-5WQ
Description: MESA POST TOP DECORATIVE LUMINAIRE. (4) LIGHTSQUARES WITH 16 LEDS EACH AND TYPE V WIDE OPTICS.
Light Source: -
Ballast/Driver: ELECTRONIC DRIVER

Summary

Lumens per Lamp: N/A
Luminaire Lumens: 12226 lumens
Efficiency: N/A
Efficacy: 94.8 lumens/watt
Luminous Opening: Rectangular (W 1' x L: 1' x H: 0')
IES Classification: Type V - Short
BUG Rating: B4 - U0 - G2

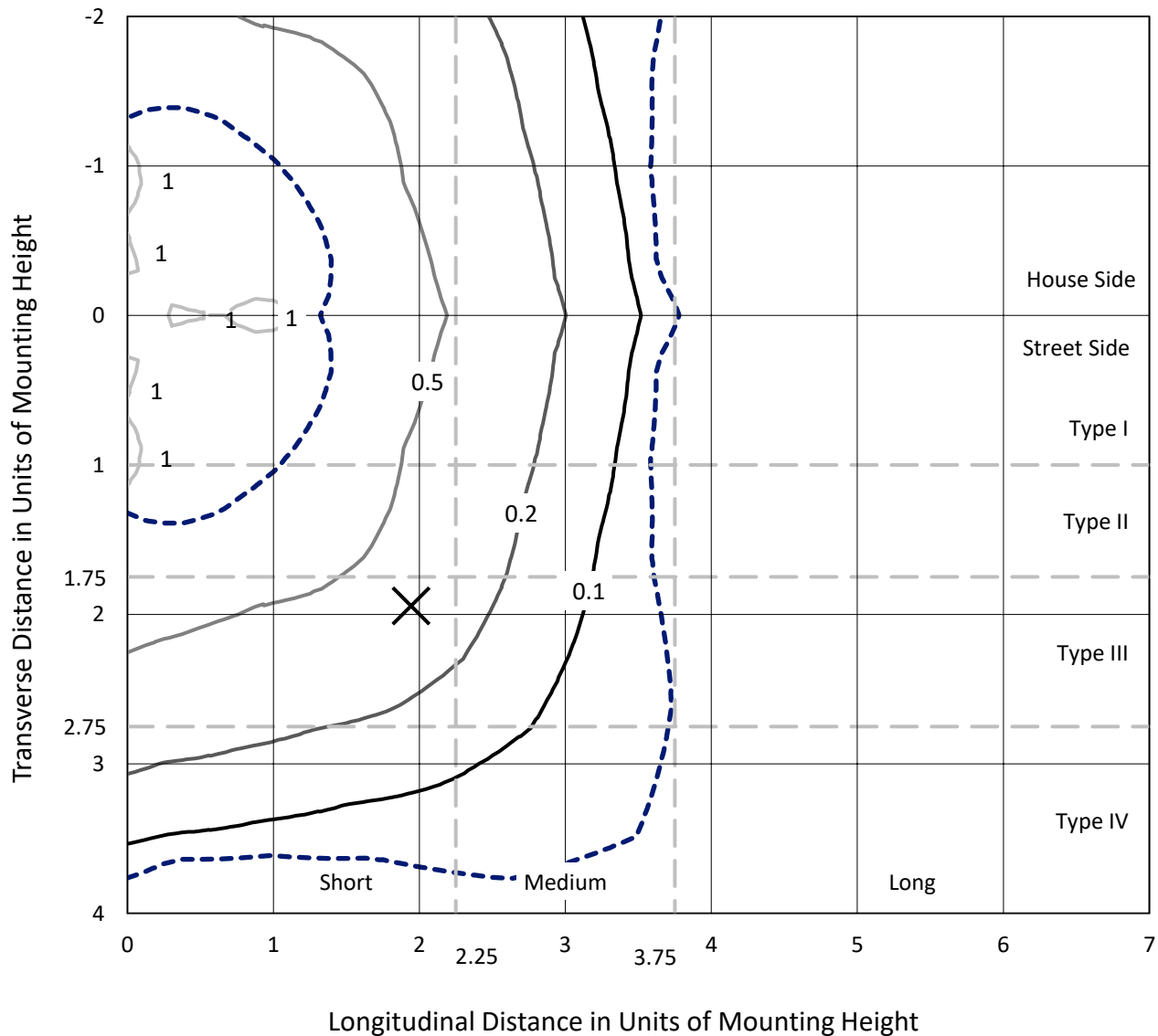
Input Watts (W): 129
Input Voltage (V): NR
Input Current (Ain): NR
Voltage Rise (V): NR
Power Factor: NR
Total Harmonic Distortion (THDi): NR
Frequency (hertz): 60
Stabilization Time: NR
Operation Time: NR
Ambient Temperature (°C): NR
Test Distance: 28.75 FT



REPORT NUMBER: P598149
 CATALOG NUMBER: PMM-SA4A-827-U-5WQ

Iso-Footcandle Lines of Horizontal Illumination

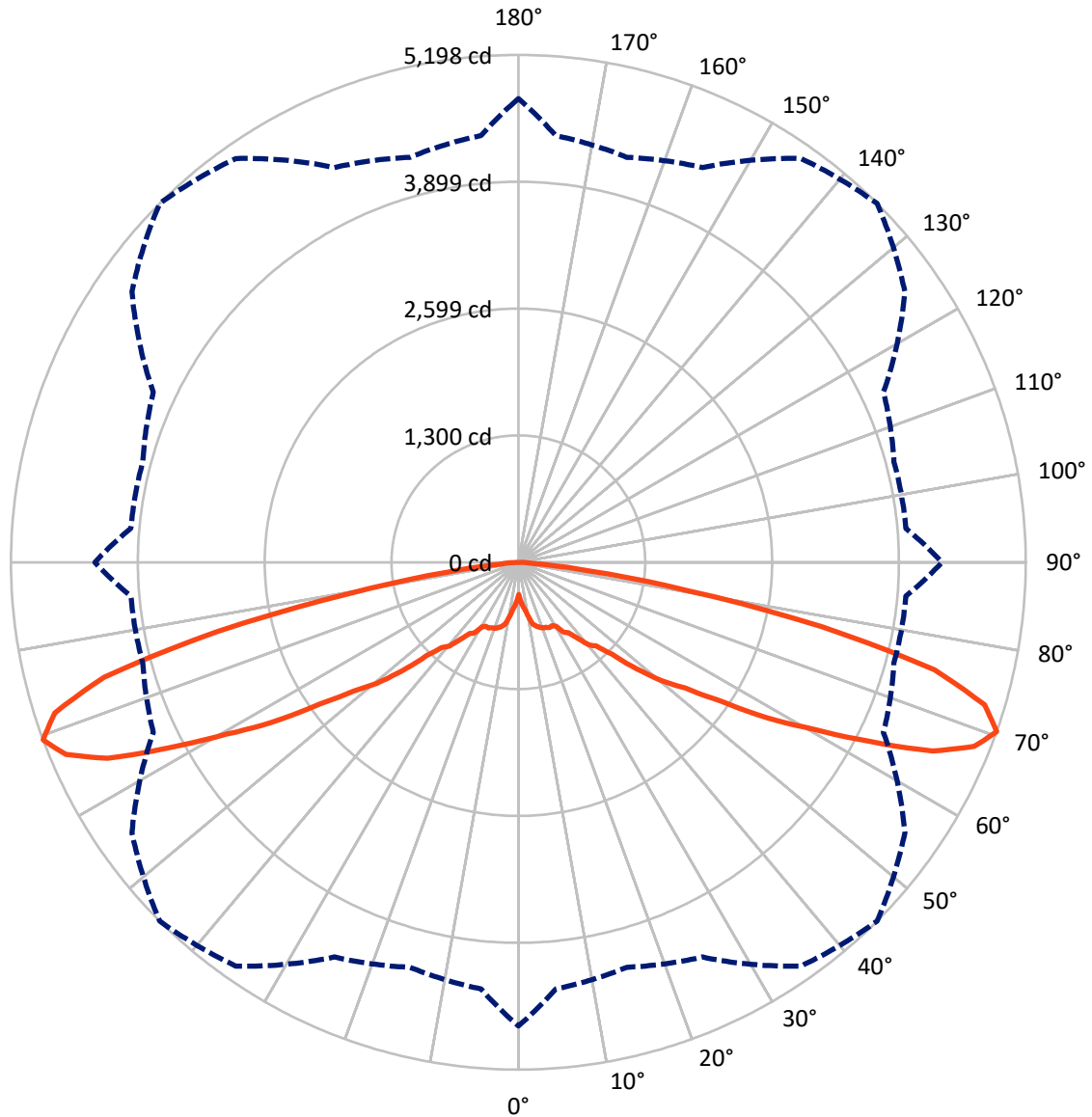
× Max cd
 - - - 1/2 Max cd



Based on 25 foot mounting height. Maximum calculated value = 1.1 fc
 Type V - Short - N/A

REPORT NUMBER: P598149
CATALOG NUMBER: PMM-SA4A-827-U-5WQ

Luminous Intensity Polar Plot



— Vertical Plane Through 45-Deg Lateral - - - Horizontal Cone Through 70-Deg Vertical

REPORT NUMBER: P598149

CATALOG NUMBER: PMM-SA4A-827-U-5WQ

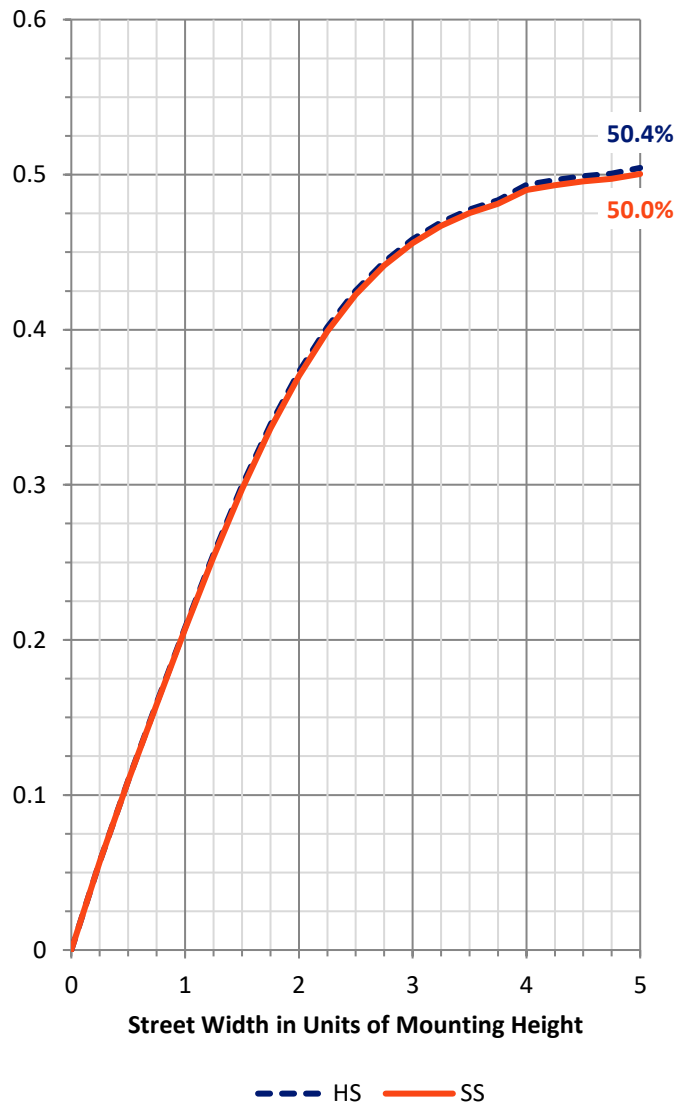
FLUX DISTRIBUTION:

		Downward	Upward	Total
House Side	Lumens	6113.0	0.0	6113.0
	% Fixture	50.0	0.0	50.0
Street Side	Lumens	6113.0	0.0	6113.0
	% Fixture	50.0	0.0	50.0
Total	Lumens	12226.0	0.0	12226.0
	% Fixture	100.0	0.0	100.0

ZONAL LUMENS:

Zone	Lumens	% Fixture
0°-10°	48.1	0.4
10°-20°	192.5	1.6
20°-30°	363.9	3.0
30°-40°	633.8	5.2
40°-50°	1211.6	9.9
50°-60°	2349.4	19.2
60°-70°	4113.9	33.6
70°-80°	3091.8	25.3
80°-90°	221.2	1.8
90°-100°	0.0	0.0
100°-110°	0.0	0.0
110°-120°	0.0	0.0
120°-130°	0.0	0.0
130°-140°	0.0	0.0
140°-150°	0.0	0.0
150°-160°	0.0	0.0
160°-170°	0.0	0.0
170°-180°	0.0	0.0
0°-90°	12226.0	100.0
0°-180°	12226.0	100.0

Coefficient of Utilization



REPORT NUMBER: P598149

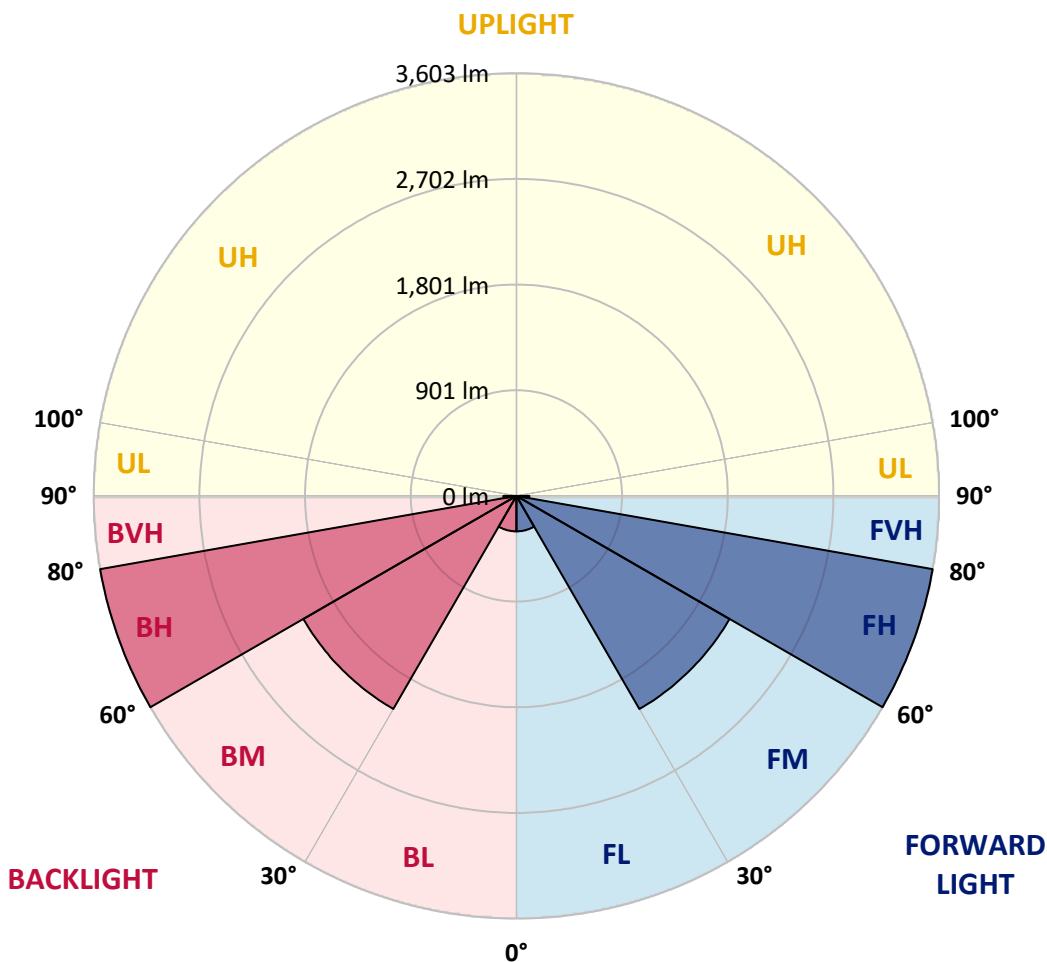
CATALOG NUMBER: PMM-SA4A-827-U-5WQ

LUMINAIRE CLASSIFICATION SYSTEM LUMEN TABLE AND BUG RATING:

Zone	Lumens	% Fixture	Zone Rating/Lumen Limit		
			B	U	G
FL (0°-30°)	302.2	2.5			
FM (30°-60°)	2097.4	17.2			
FH (60°-80°)	3602.8	29.5			G2/5000
FVH (80°-90°)	110.6	0.9			G2/225
BL (0°-30°)	302.2	2.5	B1/500		
BM (30°-60°)	2097.4	17.2	B2/2500		
BH (60°-80°)	3602.8	29.5	B4/5000		G2/5000
BVH (80°-90°)	110.6	0.9			G2/225
UL (90°-100°)	0.0	0.0		U0/0	
UH (100°-180°)	0.0	0.0		U0/0	

BUG Rating: B4-U0-G2

Type V Short





REPORT NUMBER: P598149
 CATALOG NUMBER: PMM-SA4A-827-U-5WQ

CANDELA DISTRIBUTION (FULL):

	0°	5°	15°	25°	35°	45°	55°	65°	75°	85°	90°
0°	330.6	330.6	330.6	330.6	330.6	330.6	330.6	330.6	330.6	330.6	330.6
2.5°	402.2	396.0	376.6	377.5	386.5	387.5	388.4	376.6	373.7	397.9	399.4
5°	510.8	496.6	482.4	476.7	468.1	444.4	470.5	473.3	479.0	497.5	506.1
7.5°	583.4	565.8	546.4	534.5	511.3	491.8	513.2	530.7	542.1	563.0	574.8
10°	597.1	586.7	585.8	564.9	560.6	567.7	566.3	566.8	583.9	584.3	591.4
12.5°	640.3	647.9	633.2	626.1	630.3	647.9	633.7	627.5	631.8	651.2	643.1
15°	696.7	705.7	683.5	672.1	660.7	677.3	662.6	673.5	687.3	701.5	694.4
17.5°	759.3	759.8	729.5	687.3	697.2	699.6	694.4	685.4	724.7	758.9	755.5
20°	793.5	793.0	740.8	683.5	712.9	718.1	713.3	682.5	741.8	788.7	787.3
22.5°	828.6	818.2	755.5	709.1	720.0	724.2	713.3	710.5	755.5	821.0	820.5
25°	847.6	856.6	787.8	758.9	749.9	739.9	749.4	754.1	797.3	861.3	842.8
27.5°	906.8	892.1	797.3	794.4	775.5	736.1	768.8	792.1	794.4	897.8	916.8
30°	960.4	966.1	840.0	844.2	809.6	759.8	810.6	847.6	854.7	967.1	965.2
32.5°	1017.4	1019.7	915.9	871.8	857.0	855.2	835.7	868.0	923.9	1014.0	1017.8
35°	1103.7	1123.1	983.7	924.4	905.9	886.9	904.0	932.9	985.1	1120.3	1110.8
37.5°	1301.5	1270.6	1131.2	1008.3	996.0	988.4	1002.2	1023.0	1129.8	1274.0	1318.1
40°	1439.5	1424.8	1235.1	1147.3	1069.5	1110.3	1078.1	1158.7	1246.9	1425.7	1454.2
42.5°	1653.4	1587.9	1393.0	1284.4	1203.8	1174.8	1192.8	1298.1	1410.5	1609.8	1665.7
45°	1858.8	1757.7	1590.8	1495.0	1372.6	1342.2	1366.4	1490.2	1620.2	1777.6	1876.3
47.5°	2068.4	1964.0	1780.5	1642.0	1541.9	1632.5	1553.3	1670.9	1800.4	1983.5	2071.2
50°	2286.1	2170.4	1989.2	1838.4	1829.8	1910.0	1815.1	1875.4	1995.4	2185.1	2288.5
52.5°	2536.0	2411.3	2230.1	2128.2	2148.1	2142.9	2123.9	2113.0	2231.1	2417.5	2540.3
55°	2833.4	2698.7	2554.1	2507.1	2562.1	2502.8	2530.8	2527.0	2544.1	2677.4	2821.1
57.5°	3192.9	3040.7	2895.6	2885.1	2955.8	3011.8	2962.0	2890.3	2860.5	2989.9	3154.5
60°	3645.9	3459.0	3299.7	3266.9	3468.5	3468.0	3423.0	3262.7	3251.3	3397.8	3596.1
62.5°	4146.3	3918.6	3744.5	3692.4	4008.2	4043.8	3903.4	3616.0	3674.8	3792.9	4028.2
65°	4571.2	4297.6	4135.4	4121.1	4507.2	4664.2	4354.0	3960.8	3979.8	4078.0	4332.7
67.5°	4848.2	4518.6	4389.6	4458.4	4938.3	5036.5	4748.1	4191.3	4124.0	4164.8	4469.3
70°	4751.0	4388.6	4295.7	4462.6	5049.8	5198.3	4833.0	4126.8	3983.6	3985.5	4339.3
72.5°	4014.4	3669.6	3713.7	4020.1	4786.1	4994.3	4440.3	3727.5	3434.4	3427.2	3748.3
75°	2654.6	2424.1	2598.2	3075.8	3978.8	4404.8	3679.1	2921.6	2554.1	2434.5	2682.6
77.5°	1161.1	1131.7	1278.2	1818.0	2712.5	3174.4	2635.6	1908.6	1389.2	1155.4	1262.1
80°	311.1	304.5	382.3	689.6	1320.4	1748.2	1426.2	761.2	397.5	289.3	306.9
82.5°	113.4	116.2	141.8	193.0	434.9	736.1	473.8	222.4	150.4	123.3	123.3
85°	49.3	47.9	68.8	77.3	118.6	166.5	136.1	94.4	75.9	56.9	54.5
87.5°	13.3	16.6	23.2	24.2	30.8	25.1	36.0	33.2	28.5	19.9	16.1
90°	0.0	0.0	0.0	0.0	0.0	0.0	0.0	0.0	0.0	0.0	0.0

(END OF REPORT)